

ABC123 by Bonnie Lemaire




DP24945-99 | 123 ABC Panel | Black Multi



DP24947-10 | Animal Toss | White Multi



DP24947-99 | Animal Toss | Black Multi



DP24948-46 | Sealife Toss | Blue Multi



DP24948-64 | Sealife Toss | Turquoise Multi



DP24950-46 | Small Alphabet | Blue Multi



DP24951-42 | Large Numbers | Light Blue Multi



Cover



Pages 1|10



Pages 9|2



Pages 3|8



Pages 7|4



Pages 5|6



Additional materials required:
•1/2 yard of batting


Seam allowances:
•Use 1/4" seam allowance

- Instructions:**
1. Cut out all the pre-printed book pages/cover along the outer edges.
 2. Cut out a piece of batting 1/2" larger than the cover. Note the cover and pages 10|1 are slightly larger than the other pages.
 3. Place the book cover on top of the batting (wrong side of cover ON the batting). Place page 10|1 on top of the book cover, right sides together. Pin.
 4. Stitch around the perimeter of the pages leaving an opening in the bottom for turning.
 5. Carefully trim the excess batting away and trim the corners.
 6. Turn right sides out and press.
 7. Turn the seam allowance under and close the opening with a slip stitch or a narrow piece of fusible web.
 8. Repeat Step 2 – 7 with pages 9|2 and 3|8 for one combination and pages 7|4 and 5|6 for the second combination.
 9. Place the cover face down on your work surface. Page 1|10 will be facing up.
 10. Place the remaining two page sections on top of the first piece in the correct sequence, centering these pages on the cover which is slightly larger.
 11. Draw a stitching line down the center of the top page. Pin or baste the three sections together and stitch. Make sure you anchor the seam at the beginning and end of the row of stitching.
 12. Enjoy!


DP24946-99 | Book Panel | Black Multi



DP24949-10 | Large Alphabet | White Multi



23954-10 | Stripe | White Multi




24953-52 | Dots | Yellow Multi



DP24949-99 | Large Alphabet | Black Multi



DP24952-99 | Small Numbers | Black Multi



by Bonnie Lemaire

ABC 123 is the latest collection from Bonnie Lemaire, featuring colorful characters, letters and numbers in a bright color palette! Customers will love creating personalized quilts using the 43 x 68” oversized alphabet block panel, and a ‘Find and Count’ book project panel is also offered. Cut out and sew to create a soft book to help the little ones count to ten. Tossed blenders, and a selection of coordinating COLORWORKS solids make ABC 123 a collection that will delight kids and give quilters a variety of options for their next juvenile project.